


 The Gateway
Phase 1
















FOR MORE INFORMATION,
PLEASE CONTACT:

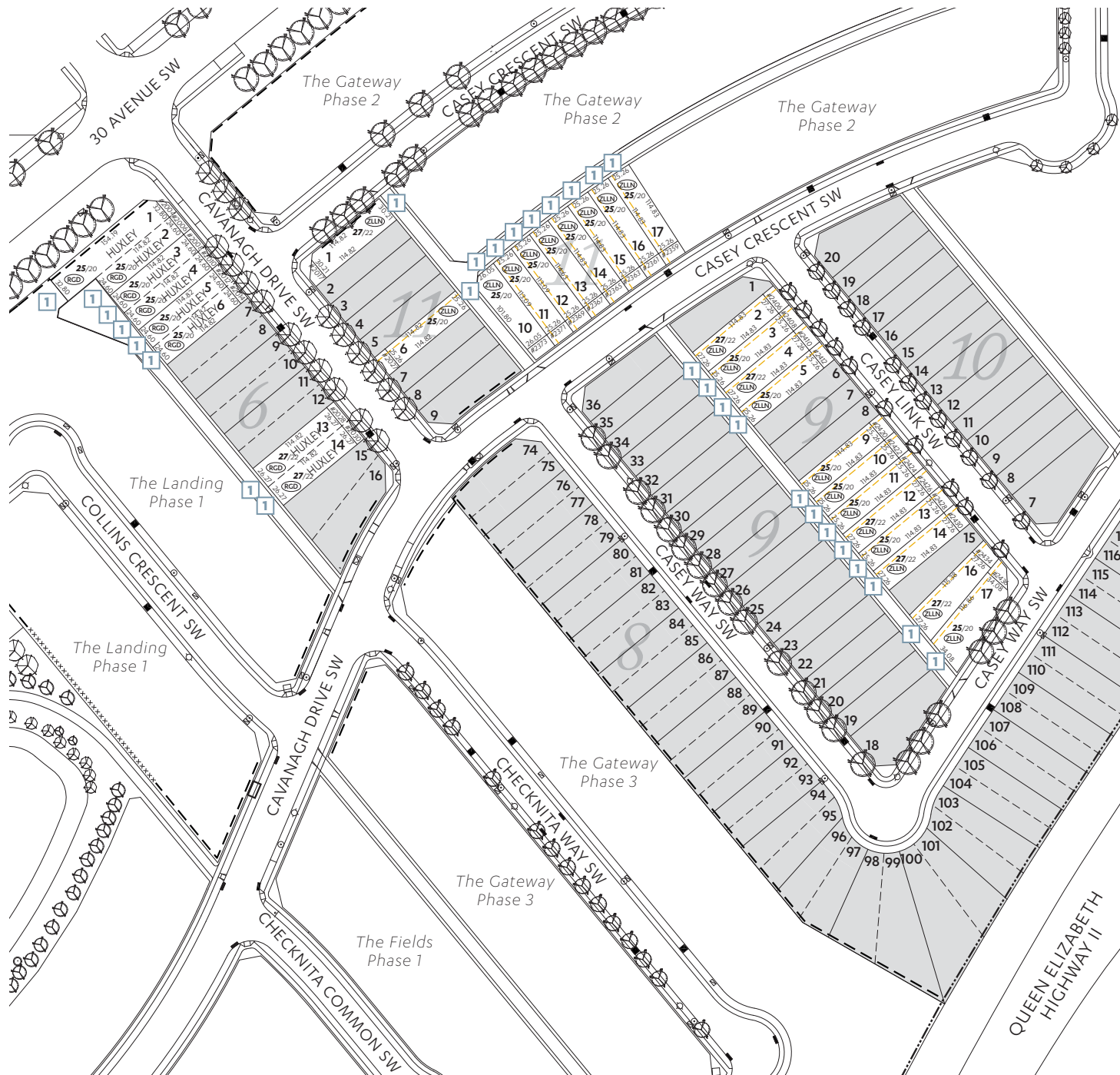
Luc Withell

AREA MANAGER
780-760-7779

as of March 2, 2018

LEGEND

- | | | | |
|---|------------------------|---|--|
| 20 | Lot Number |  | Street Light/
Communication
Cabinets |
| 12 | Block Number |  | Comm. Pedestal |
| #92 | Municipal Address |  | Comm. Vault |
| 25/20 | Lot/Pocket Width |  | Transformer |
| 1 | Actual Stage Number |  | Fire Hydrant |
| ● | Unavailable |  | Precast Sound
Fence |
|  | Rear Garage Duplex |  | Wood Screen
Fence |
|  | Zero Lot
Line Laned |  | Chain Link Fence |
|  | Zero Lot Line |  | Mailbox |
|  | Street Light |  | Catch Basin |
| | |  | Bus Stop |



NOTE: This plan is prepared from a compilation of preliminary information as a convenience to prospective purchasers and may be subject to change without notice. In all cases, the original plans shall be referenced to confirm lot information. Excel Homes LP will not be responsible for any errors or omissions. This plan is derived from a preliminary plan and currently does not show lot/street furniture. Please speak with the area manager for more information.